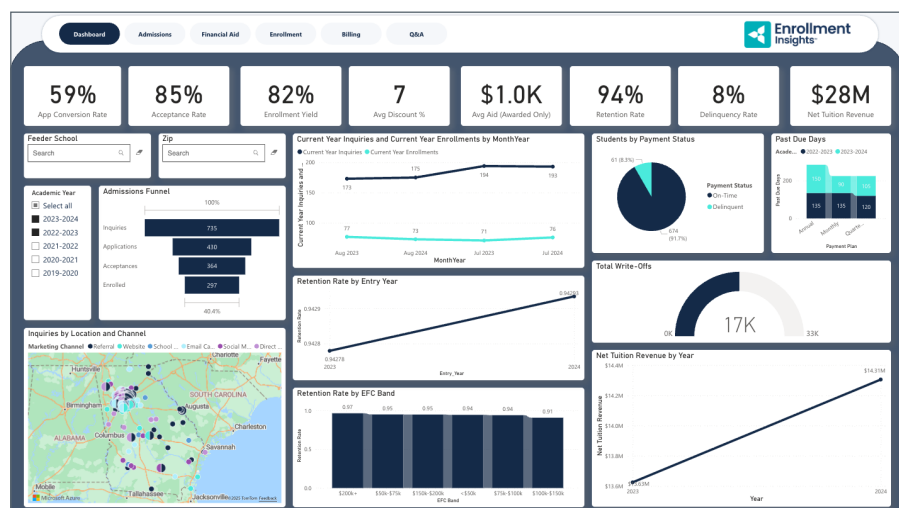




# Enrollment Insights by VenturEd Solutions

## Real-Time Intelligence for School Leaders

Enrollment Insights is the first real-time data intelligence solution designed for independent and faith-based K–12 schools. Built to work seamlessly with Ravenna®, SSS®, and TADS®—whether individually or as part of the full VenturEd Enrollment Suite—it layers powerful business intelligence on top of existing systems, giving school administrators a clear, visualized view of the entire student journey from recruitment through graduation and enabling confident, mission-aligned decisions that strengthen communities.



## Smarter Decisions Create Stronger Outcomes

Straightforward cross-platform data allows schools to understand who they're reaching, how families progress through the enrollment funnel, and where financial aid makes the greatest impact. Shared insights improve collaboration across departments, guide strategic planning, and empower confident, data-driven decisions that strengthen communities and uphold school values.

### Schools Benefit From:

- Clear visibility into pipeline, yield and aid impact in real time
- Streamlined operations across departments
- Reduced manual work & faster decision-making
- Improved forecasting and reporting accuracy

# Instant Actionable Data At your Fingertips

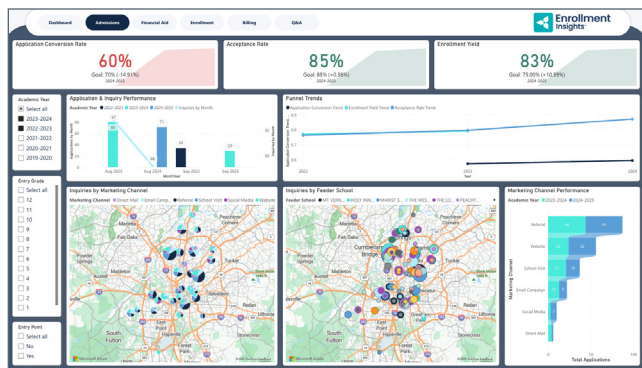
View insightful data from Ravenna, SSS, and TADS through the following dashboards and views.

## COMPREHENSIVE DASHBOARD

View standard key metrics from all solutions in one centralized place, showing how families move through the admissions funnel and how aid and tuition trends affect retention. Schools can quickly spot conversion gaps, payment risks, and geographic patterns to guide strategy, across the VenturEd suite when applicable.

## ADMISSIONS INSIGHTS

Monitor the health of admissions funnels and see how demand shifts across academic years. Track outreach performance and feeder school trends to help refine recruitment efforts, while geographic maps reveal where interest is growing.



## FINANCIAL AID INSIGHTS

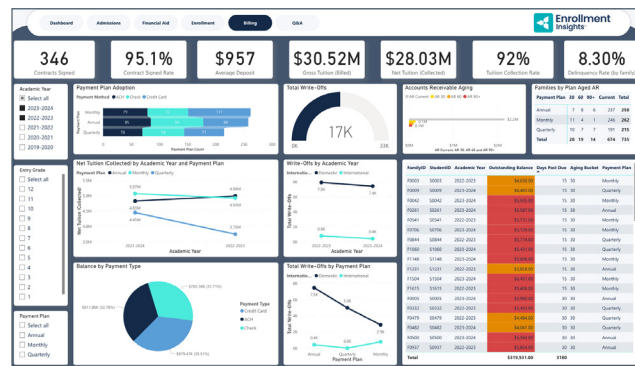
Track aid application and award data in real time, helping schools stay on budget and distribute resources equitably. Gain insights into financial capacity and cohort breakdowns to support smarter aid decisions.

## ENROLLMENT INSIGHTS

Retention and re-enrollment metrics show which families stay engaged and why. Schools can track tuition trends, identify churn risks, and strengthen alumni connections to support long-term enrollment health.

## BILLING INSIGHTS

Leaders clearly view contract activity, payment reliability, and financial risk. Identify trends in payment plans and balance distribution to help schools manage cash flow and support families more effectively.



## QUESTION & ANSWER SEARCH

With built-in Q&A search, schools get instant answers to key questions in simple day-to-day language—no visual reports needed. Get insights into funnel performance, recruitment trends, retention drivers, and more so school leaders can explore trends, align strategy, and prepare for board discussions with confidence.

Work smarter, respond faster, support families, and stay mission-focused.

Learn More

