



TADS
Educate®

Product Release Notes

April 30, 2025

MN v9.7.0



1. Finalized Grades View

New Finalized Grades View For Teachers

- Teachers utilizing standard based grading can now finalize grades on standard at a time or finalize grades for one student at a time with our new viewing setting.

Finalized Grades
English Language Arts - Grade 6
Section Comments

Standards
Comments

Weighting: Weighting by Category
Grade Scale: Academic 4/3/2/1

View By: Standards

	ID	Average	Most Recent	Mode of Scores	Trimester 1	Trimester 2	Trimester 3	Symbol
<input type="checkbox"/> Standards								
<input type="checkbox"/> Students								
<input checked="" type="checkbox"/> All Students	100923	2.00	2.00	3.00	2.00 2	2.00 2	2.00	
<input type="checkbox"/> Bix, Jeyan	100892	2.67	2.00	3.00	3.00 3	2.00 2	3.00	3
<input type="checkbox"/> Guarinello, Halidgka	100320	2.33	2.00	2.00	3.00 3	2.00 2	2.33	
<input type="checkbox"/> Jadhav, Sonuba	101143	2.50	3.00	3.00	2.00 2	2.00 2	2.50	

- Benefits:
- Review all scores of the class in this view
 - See all the standards and students in a single page
 - No more multiple clicks to finalize the scores for a course section!
 - Save time and improve efficiency when assessing a large set of standards and students.
 - The view that you selected will be auto remembered as your preferred view. So, in the next login you will see the selected view by default. You have the flexibility to change the view as needed.
 - Use the horizontal and vertical scroller to see the students and the standards list.
 - It defaults to the current grading period, which is editable. The data for the past grading periods are read only.
 - Select the **Grading Method in the right most dropdown** to load the scores of the specific grading period.
 - You have Bulk Action and Finalize Selected options at the bottom of the page.
 - We have retained the other functionalities and validations so that it's familiar to you and easy to use.

New Finalized Grades View Continued

Helpful Tips:

- ✦ Hover on the score to show the name of the student for quick identification.
- ✦ When switching the grading period, a modal will appear as "This action will reload the page". This serves as reminder that the page will reload so you may want to finalize the current page, if changes were made, before the switch.
- ✦ Standard grade breakdown modal is available when you click on the score symbol of the current grading period. You can read more about this modal [here](#)

		3	3	3	2	3	3	2	2	2	2
<input type="checkbox"/>	6.REA.1 Cite textual evidence to support analysis of what the text says explicitly as well as inferences drawn from the text.	2.00 2	2.00 2	3.00 3	2.00 2	3.00 3	3.00 3	2.00 2	2.00 2	2.00 2	2.00 2
<input type="checkbox"/>	6.REA.2 Determine a theme or central idea of a text and how it is conveyed through particular details; provide a summary of the text distinct from per...	3.00 3	2.00 2	3.00 3	2.00 2	3.00 3	2.00 2	2.00 2	2.00 2	2.00 2	2.00 2
<input type="checkbox"/>	6.REA.3 Describe how a particular story/s or drama/s plot unfolds in a series of episodes as well as how the characters respond or change as the plot ...	3.00 3	3.00 3	2.00 2	2.00 2	3.00 3	2.00 2	2.00 2	2.00 2	2.00 2	2.00 2
<input type="checkbox"/>	6.REA.4 Determine the meaning of words and phrases as they are used in a text, including figurative and connotative meanings; analyze the impact of a ...	1.00 1	2.00 2	2.00 2	2.00 2	3.00 3	2.00 2	2.00 2	2.00 2	2.00 2	2.00 2
<input type="checkbox"/>	6.ELA.1 Ensure that pronouns are in the proper case (subjective, objective, possessive).	2.00 2	2.00 2	1.00 1	2.00 2	3.00 3	2.00 2	2.00 2	2.00 2	2.00 2	2.00 2
<input type="checkbox"/>	6.ELA.2 Use intensive pronouns (e.g., myself, ourselves).	2.00 2	2.00 2	2.00 2	2.00 2	3.00 3	2.00 2	2.00 2	2.00 2	2.00 2	3.00 3
<input type="checkbox"/>	6.ELA.3 Recognize and correct inappropriate shifts in pronoun number and person.	2.00 2	3.00 3	2.00 2	3.00 3	3.00 3	2.00 2	2.00 2	3.00 3	2.00 2	3.00 3
<input type="checkbox"/>	6.ELA.4 Recognize and correct vague pronouns (i.e., ones with unclear or ambiguous antecedents).	2.00 2	2.00 2	2.00 2	2.00 2	3.00 3	3.00 3	3.00 3	3.00 3	3.00 3	2.00 2
<input type="checkbox"/>	6.ELA.5 Recognize variations from standard English in their own and others? writing and speaking, and identify and use strategies to improve expressio...	2.00 2	2.00 2	2.00 2	2.00 2	3.00 3	3.00 3	2.00 2	2.00 2	2.00 2	3.00 3

Bulk Actions

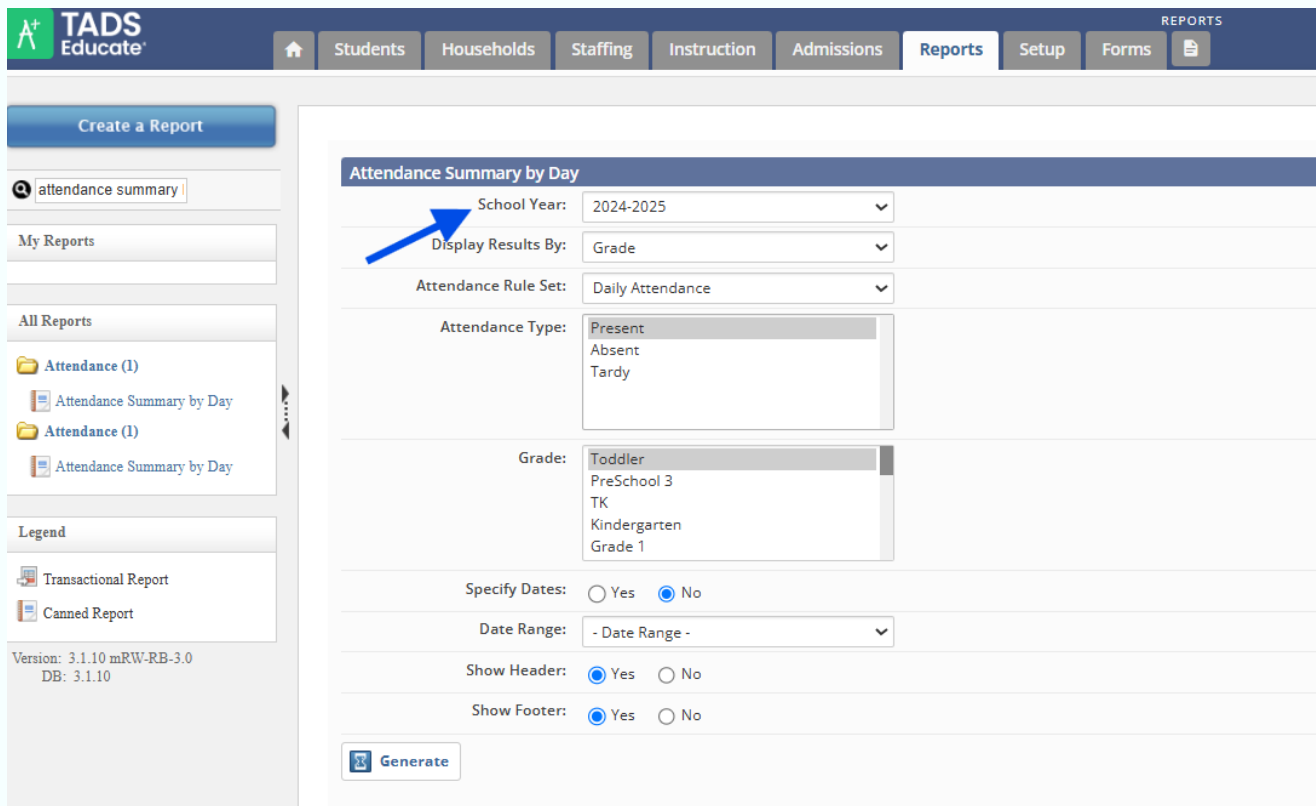
Finalize Selected



2. Attendance Report Improvements

Attendance Summary by Day

- Users can now utilize a school year filter to run this report for either Daily or Section attendance method. The rest of functionality is all still available to you.



The screenshot shows the TADS Educate interface with the 'Reports' tab selected. On the left sidebar, there is a 'Create a Report' button and a search bar containing 'attendance summary'. Below the search bar are sections for 'My Reports' and 'All Reports', with 'Attendance Summary by Day' listed under 'All Reports'. A 'Legend' section at the bottom left shows 'Transactional Report' and 'Canned Report'. The main area displays the 'Attendance Summary by Day' configuration form with the following fields:

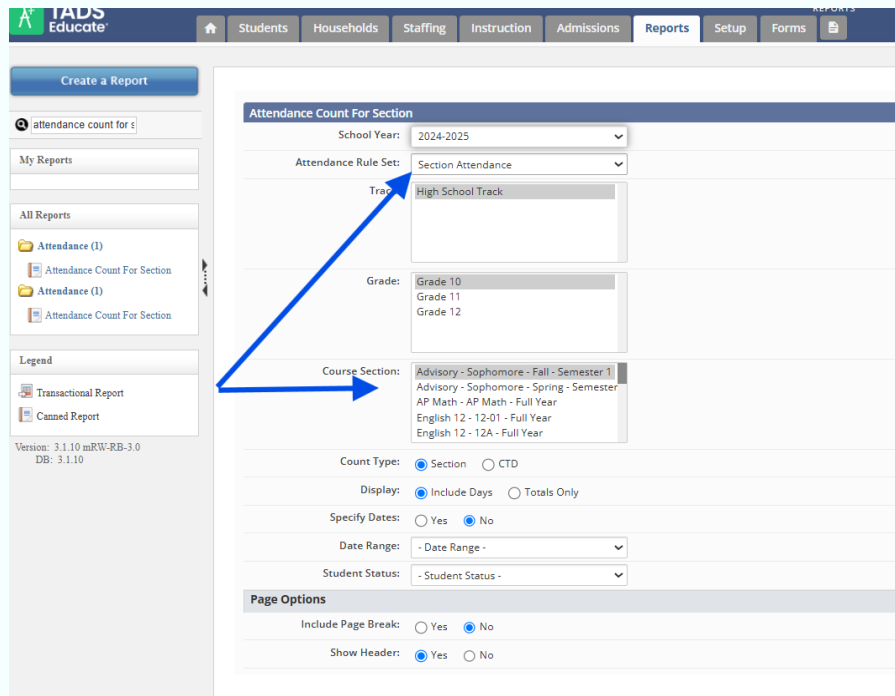
- School Year:** 2024-2025 (dropdown menu, highlighted by a blue arrow)
- Display Results By:** Grade (dropdown menu)
- Attendance Rule Set:** Daily Attendance (dropdown menu)
- Attendance Type:** Present, Absent, Tardy (list box)
- Grade:** Toddler, PreSchool 3, TK, Kindergarten, Grade 1 (list box)
- Specify Dates:** ☐ Yes ☒ No
- Date Range:** - Date Range - (dropdown menu)
- Show Header:** ☒ Yes ☐ No
- Show Footer:** ☒ Yes ☐ No

A 'Generate' button is located at the bottom of the form. The bottom left of the interface shows the version information: 'Version: 3.1.10 mRW-RB-3.0' and 'DB: 3.1.10'.

2. Attendance Report Improvements Cont.

Attendance Count for Section

- Now introducing the "Course Section" filter on this report. This is helpful especially to run the section attendance report, it lets users custom select the list of course sections to be part of the report.
- Sample report shown below. The second column is the list of course sections and the bottom row is a total of each attendance type.



BORKAR, SANKET (1378)		120.00	42.00	39.00	12.00	0.00
Attendance Date	course sections	Total Sections	Present	Tardy	Absence	Unexcused Absence
08/27/2024	Demo Section Course A-section attendance section 1	3.00	3.00	0.00	0.00	0.00
08/27/2024	Demo Section Course B-Art section-1	3.00	3.00	0.00	0.00	0.00
08/28/2024	Demo Section Course A-section attendance section 1	3.00	0.00	0.00	3.00	0.00
08/28/2024	Demo Section Course B-Art section-1	3.00	3.00	0.00	0.00	0.00
08/29/2024	Demo Section Course A-section attendance section 1	3.00	3.00	3.00	0.00	0.00
08/29/2024	Demo Section Course B-Art section-1	3.00	0.00	0.00	3.00	0.00
08/30/2024	Demo Section Course B-Art section-1	3.00	3.00	3.00	0.00	0.00
08/30/2024	Demo Section Course A-section attendance section 1	3.00	3.00	3.00	0.00	0.00
09/03/2024	Demo Section Course B-Art section-1	3.00	0.00	0.00	0.00	0.00
09/03/2024	Demo Section Course A-section attendance section 1	3.00	0.00	0.00	3.00	0.00
		30.00	18.00	9.00	9.00	0.00

Records 1-50 of 160 | Next | Last | Page 1 | Show 50



3. Report Card & Admin User Interface Enhancements

Report Card Enhancement

- ✦ The "Course Final Grades with Standards" report card template can now show section attendance as below. This is available on demand, please contact our [client support team](#) with any questions



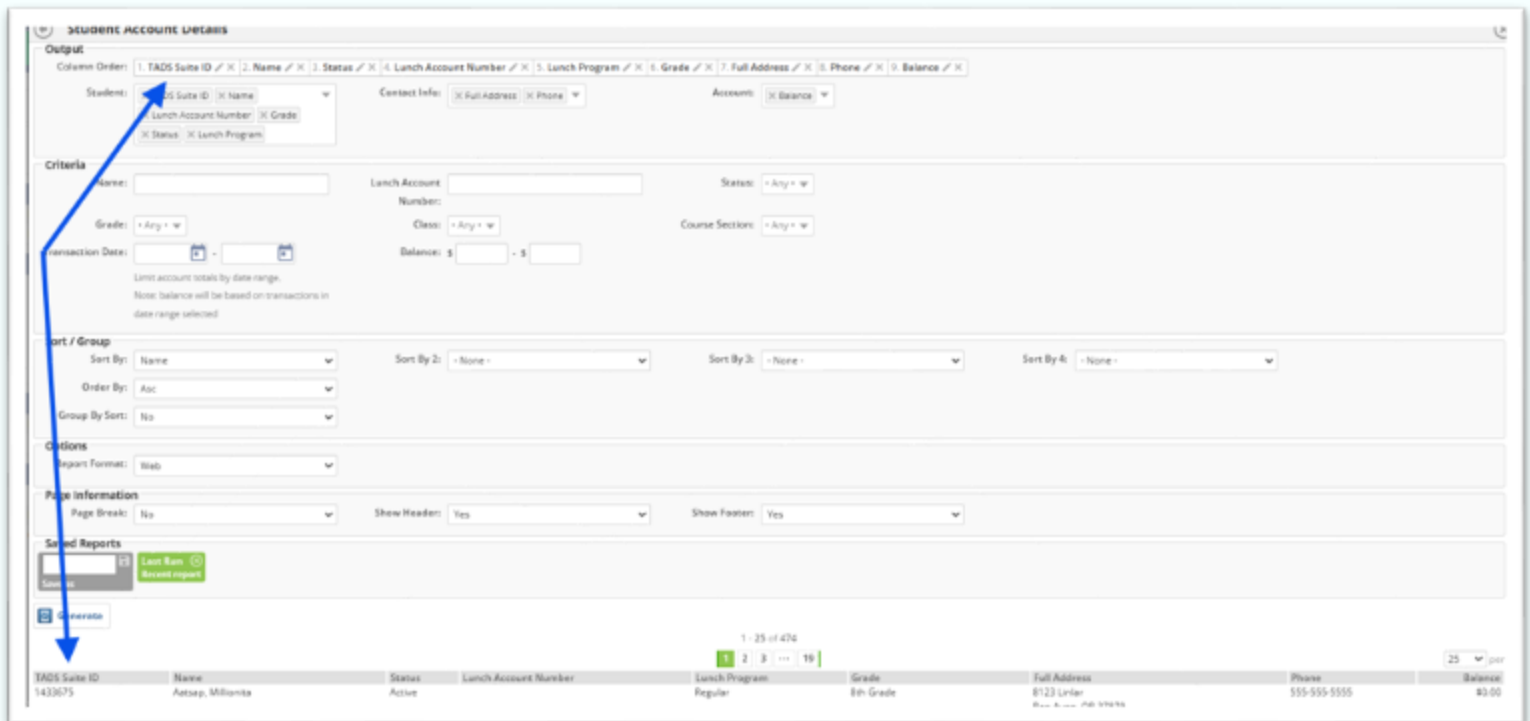
Subject	Attendance	Tardies	Q1	Q2	Q3	Q4
Bible 2			S	S	S	S
Verse Memory			S	S	S	S
Bible Instruction			S	S	S	S
Reading 2			S	S	S	S
Fluency			S	S	S	S
Comprehension			S	S	S	S

Admin User Interface Enhancement

- ✦ The following user interface improvements have been made to enhance your experience without interfering with functionality:
 - ✦ Rounding the edges of the dashboard widgets to modernize and add visual appeal
 - ✦ Padding the table headers to improve readability
 - ✦ Removing text shadow for a clearer and easy to read affect
 - ✦ Background color adjustments to enhance the visual contrast
 - ✦ The second column is the list of course sections and the bottom row is a total of each attendance type

4. Adding TADS Suite ID to Student Account Details Report

- Users will now see the TADS Suite ID in the Student Account Details Report. This will make the reconciliation process for school administrators more convenient. Efficiently compare data or import into TADS for billing with the help of this ID. This tagged report is available under the POS module as well.



STUDENT ACCOUNT DETAILS

Output:
 Column Order: 1. TADS Suite ID / X 2. Name / X 3. Status / X 4. Lunch Account Number / X 5. Lunch Program / X 6. Grade / X 7. Full Address / X 8. Phone / X 9. Balance / X

Criteria:
 Student: TADS Suite ID / X Name / X Lunch Account Number / X Grade / X Status / X Lunch Program / X
 Contact Info: X Full Address / X Phone / X
 Account: X Balance / X

Criteria:
 Address: Lunch Account Number: Status: Any
 Grade: Any Class: Any Course Section: Any
 Transaction Date: - Balance: \$ - \$
 Limit account totals by date range.
 Note: balance will be based on transactions in date range selected

Sort / Group:
 Sort By: Name Sort By 2: None Sort By 3: None Sort By 4: None
 Order By: Asc
 Group By Sort: No

Options:
 Report Format: Web

Page Information:
 Page Break: No Show Header: Yes Show Footer: Yes

Save Reports:

TADS Suite ID	Name	Status	Lunch Account Number	Lunch Program	Grade	Full Address	Phone	Balance
1433675	Antep, Milvinda	Active		Regular	8th Grade	8123 Linder	555-555-5555	\$0.00

